















AVAILABLE STYLES












PROFILES

-  · Beveled
-  · Chamfered
-  · Eased
-  · 1/4" Round
-  · 1/2" Round
-  · 3/4" Round
-  · Small Queen Ann
-  · Large Queen Ann
-  · Waterfall

APRON STYLES

-  3" Fluted
-  High Arched
-  3" Straight
-  Slightly Arched
-  Scalloped

Available in Oak, Brown Maple,
Rustic Cherry, Rustic Quarter Sawn
White Oak, Cherry, Hard Maple,
Hickory and Quarter Sawn White Oak

- ## TABLE TOPS
- | | | | |
|--|---|---|--|
|  Round |  Square Oval |  Beaumont | |
|  Arched End |  Manhattan |  Boat |  Clipped Corner |
|  Octagon |  Oval |  Square |  Dutchess |