














CLASSIC SHAKER 4-LEG  
Size: 42"x 60"  
**Seats up to 6**

Profiles

-  · Beveled
-  · Chamfered
-  · Eased
-  · 1/4" Round
-  · 1/2" Round
-  · 3/4" Round
-  · Small Queen Ann
-  · Large Queen Ann
-  · Waterfall

Apron Styles

-  3" Straight
-  Slightly Arched